easy crimp Compact system

Compact size for increased efficiency



compact CAT. 6
CONNECTIVITY & CABLING SYSTEM

compact CAT. 6A
CONNECTIVITY & CABLING SYSTEM

compact CAT. 6A
CONNECTIVITY & CABLING SYSTEM

EC VERIFIED DELTA

Unshielded and die-cast shielded Category 6, 6A and 6_A jacks, **certified by independent labs** and fully compliant with international standards. **Highly easy and fast to terminate**, they are designed for high density solutions.

- 100% TOOLLESS TERMINATION SYSTEM
- SNAP-IN COMPATIBLE WITH KEYSTONE STANDARD
- REUSABLE WITH EASY OPENING
- TERMINATION CAP WITH INSERTION KEY AND DUAL T568A/B WIRING LABEL
- SUPPORTED CABLE AWG 22 TO 26





100% TOOLLESS SYSTEM



1. Strip off 40 mm of the cable jacket. Insert the cable into the termination cap and fan out all four twisted pairs.



2. Put the conductors in the proper connection slots according to T568A or T568B and trim the ends of the conductors with the flat blade nippers.



3. Install the termination cap to the jack by following the insertion arrow. The side locks help keeping the right position for the crimping.

4. Close the jack termination wings by hands or using a crimping tool until the complete snap and fasten the supplied tie to the cable fixing place.

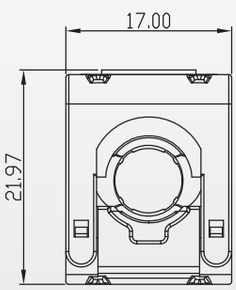

The Easy Crimp Compact series jacks are not only 100% toolless but **thanks to their reduced size they are suitable for high density installation solutions**

HIGH DENSITY PATCH PANELS

New CCS® High Density patch panels are a very convenient way of increasing your rack efficiency and capacity in applications like data center and high density installations.

In one rack unit you can double the copper port amount to 48, while 24 ports are hosted in ½ U. These panels further boast easy removal of the jacks during maintenance operations.